



CMF presents new monthly statistics on individual indebtedness

- New data include monthly indicators of debt level, financial burden, and leverage of debtors in the banking system.
- Median debt reached CLP 2,094,367 as of June 2022. The financial burden was 16.97 percent, and leverage reached 3.01 times income.

Monthly indicators on number of debtors and arrears according to debt term, institution, and gender, are also available in the CMF's Temporary Series Statistical Database.

September 5, 2022 — The Financial Market Commission (CMF) presents **a series of new statistics on individual indebtedness**. Monitoring people's indebtedness is particularly relevant to the CMF since greater and better access to credit allows people to absorb temporary mismatches between income and expenses, therefore increasing their well-being. However, high levels of indebtedness can affect households' ability to meet their commitments and make them more vulnerable to shocks, negatively impacting the stability of the financial system.

This new dataset provides detailed information on indebtedness and arrears according to debt term, institution, and gender. They are available in the [CMF's Temporary Series Statistical Database](#) (**BEST, for its Spanish acronym**) through the menu on the left side of the screen.

Details of these new statistics, their location in the BEST platform and their periodicity are displayed in the following table. A direct link is also included for added convenience.

Dataset	Location in BEST	Periodicity	First Available on...
Indicators of indebtedness	Risk & Performance / Risk / Household Indebtedness	Monthly	January 2017

Debtors by portfolio and term of debt	Clients / System Debtors / By Portfolio and Term of Debt	Monthly	January 2016
Debtors by financial institution and term of debt	Clients / System Debtors / By Financial Institution and Term of Debt	Monthly	January 2016
Debtors by gender and term of debt	Gender / Indebtedness / Debtors	Monthly	January 2016
Arrears by portfolio and term of debt	Risk & Performance / Risk / Banks / Credit / Arrears / System / By Portfolio / Amounts	Monthly	January 2016
Arrears by financial institution and term of debt	Risk & Performance / Risk / Banks / Credit / Arrears / By Financial Institution / Amounts	Monthly	January 2016
Arrears by gender and term of debt	Gender / Arrears / Amounts	Monthly	January 2016

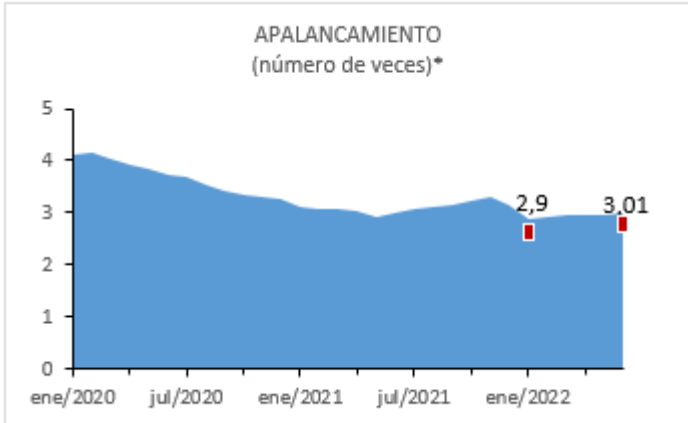
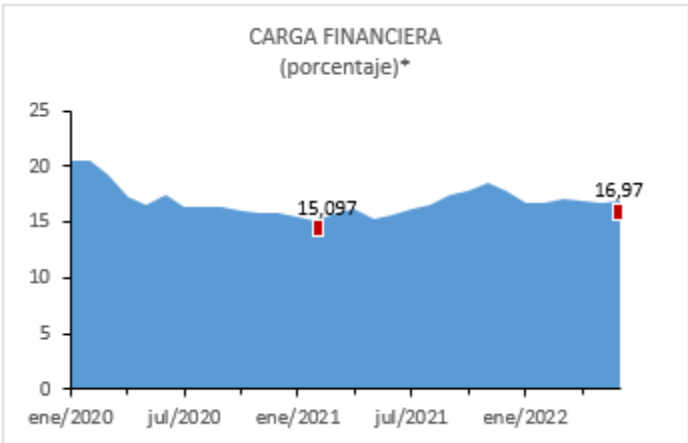
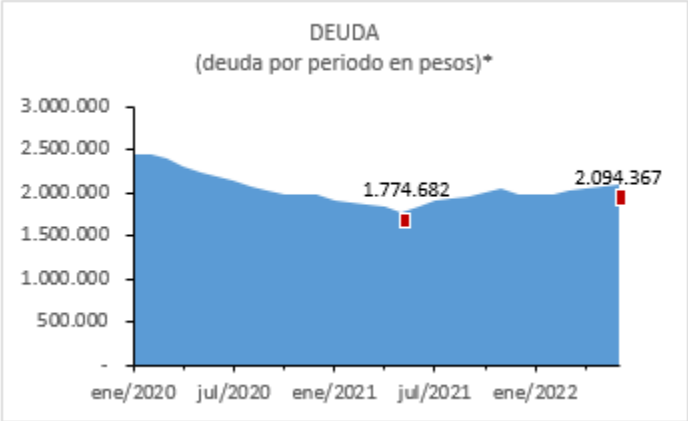
Related indicators and their distributions are built based on microdata obtained as part of the CMF's supervisory process. The methodological approach used in these reports differs from that used in other measures of personal indebtedness, which are mostly based on demand surveys.

Indebtedness Indicators

New data includes indebtedness Indicators which consider the evaluation of three dimensions of indebtedness:

- **Debt Level** (median of banking system debtors in CLP)
- **Financial Burden** (percentage of monthly income allocated to pay financial obligations).
- **Leverage** (number of monthly incomes debtors would need to fully pay their financial obligations).

The main variations observed for all three indicators over the last 30 months are highlighted below, with limited increases being recorded. The median debt of debtors in the banking system reached CLP 2,094,367 in June, while the financial burden was 16.97 percent, and leverage was 3.01 times income.



Note: Values shown correspond to the median of the distribution. Red dots highlight the latest available data (June 2022) and the lowest value observed during the last 30 months.

Debtors and Arrears

The new indicators also provide information on debt and arrears by term and financial institution, as shown in the following tables:

Financial Institution	Debt w/o Arrears	Arrears Under 90 Days	Arrears Over 90 Days	Outstanding Debt (CLP)
Banco de Chile	32.875.792	2.093.640	377.427	2.471.068
Banco Internacional	2.281.809	189.186	44.370	233.556
Banco del Estado de Chile	25.717.164	2.026.279	801.645	2.827.925
Scotiabank Chile	29.216.069	1.605.820	306.516	1.912.336
Banco de Credito e Inversiones	28.205.803	981.638	390.918	1.372.556
Banco Bice	7.148.483	355.723	59.139	414.862
Hsbc Bank (Chile)	173.349	-	-	-
Banco Santander-Chile	35.388.571	1.022.814	583.232	1.606.046
Jp Morgan Chase Bank. N. A.	5.535	-	-	-
Banco Security	6.444.019	348.278	135.278	483.556
Banco Falabella	1.518.175	129.637	40.341	169.978
Banco Ripley	77.606	13.182	3.418	16.600
Banco Consorcio	3.957.678	666.710	44.098	710.808
Banco BTG Pactual Chile	1.472.389	62.030	48.237	110.267
China Construction Bank	234.703	-	-	-
Bank of China	4.747	-	-	-
Banco Itaú-Corpbanca	18.756.926	1.098.602	427.046	1.525.648
Total bancos	193.478.818	10.593.539	3.261.665	13.855.206

Financial Institution	Debt w/o Arrears	Arrears Under 90 Days	Arrears Over 90 Days	Debtors w/ Arrears
Banco de Chile	1.016.258	86.761	26.294	108.863
Banco Internacional	83.442	1.468	2.717	4.181
Banco del Estado de Chile	1.456.513	153.316	74.964	224.522
Scotiabank Chile	565.387	46.389	43.802	88.678
Banco de Credito e Inversiones	628.569	41.978	15.078	54.772
Banco Bice	53.411	1.366	247	1.576
Hsbc Bank (Chile)	52	-	-	-
Banco Santander-Chile	928.088	58.311	21.727	75.338
Jp Morgan Chase Bank. N. A.	1	-	-	-
Banco Security	57.601	3.078	749	3.750
Banco Falabella	508.826	26.521	9.916	36.325
Banco Ripley	29.600	5.431	1.622	7.053
Banco Consorcio	50.123	2.191	426	2.581
Banco BTG Pactual Chile	157	6	3	9
China Construction Bank	33	-	-	-
Bank of China	2	-	-	-
Banco Itaú-Corpbanca	422.393	29.384	14.866	43.219
Total bancos	4.267.198	423.394	200.847	593.324

Source: CMF

Notes

1. Debtors are grouped in Table 1 according to the longest arrears in days reported for each type of asset and bank. This means the same debtor can appear in multiple arrears categories.
2. Table 2 displays the net amount (by unique National ID Number) of debtors for every bank. For example, a debtor with debts in different types of assets whose arrears are distributed in more than one category will be counted as one in the total for each institution and, at the same time, in the total of the banking system.

Area of Communications, Education & Image — Financial Market Commission (CMF)

Contact: prensa@cmfchile.cl | [Press Room](#) | **Twitter:** [@CMFChile](#) [@CMF Educa](#)
[@CMF HEsenciales](#) | **LinkedIn:** [CMF](#)